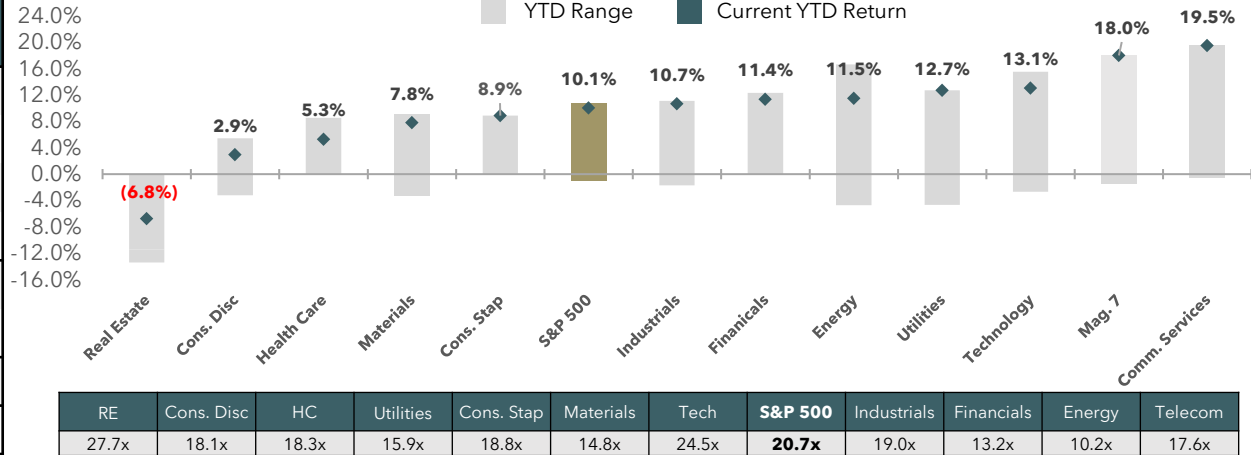


Weekly Market Update – As of Market Close May 10th, 2024

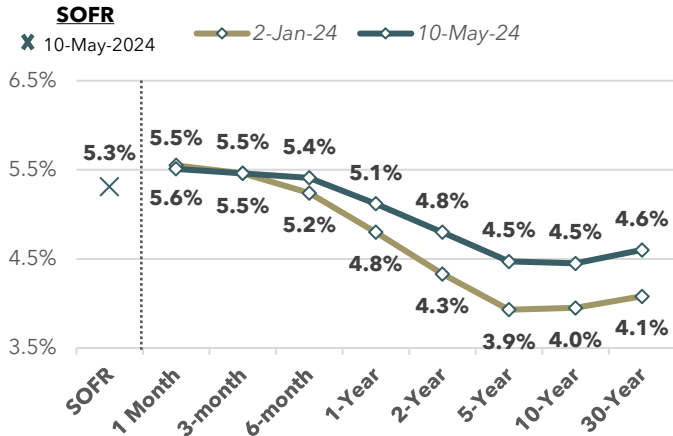
Markets Last Week⁽¹⁾

	10-May	Weekly Change	YTD
S&P 500	5,222.68	1.9%	10.1%
Nasdaq	16,341	1.1%	9.9%
DJIA	39,513	2.2%	5.2%
Russell 2000	2,060	1.2%	2.3%
WTI Crude	\$78.57	0.8%	9.7%
Natural Gas	\$2.25	5.2%	(3.2%)
VIX	\$12.55	(7.0%)	(5.1%)
DXY	105.30	0.3%	3.8%

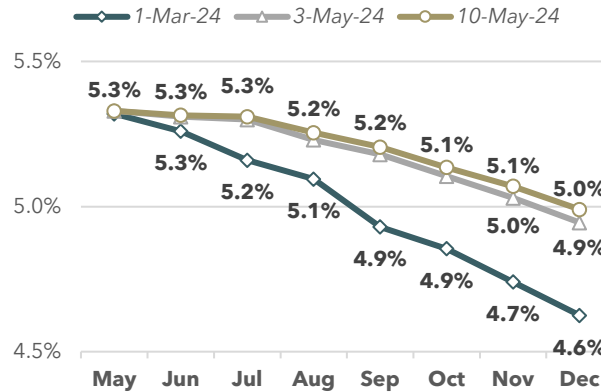
Year to Date Returns and Forward Price to Earnings Multiples by Sector⁽²⁾



Treasury Yield Curve



Fed Funds Futures



Currency Cross Rates⁽³⁾

	USD	EUR	GBP	CHF	CAD
USD	-	1.08	1.25	1.10	0.73
EUR	0.93	-	1.16	1.02	0.68
GBP	0.80	0.86	-	0.88	0.58
CHF	0.91	0.98	1.14	-	0.66
CAD	1.37	1.47	1.71	1.51	-

Week of 5/13- 5/17	Monday	Tuesday	Wednesday	Thursday	Friday
Economic Reports / Activities	-	PPI/Core PPI	CPI/Core CPI US retail sales	Initial jobless claims Import price index Industrial production	-

Sources: WSJ, FactSet, CME and MarketWatch

¹ DXY is a measure of the value of the U.S. dollar relative to a basket of foreign currencies

² Week-end year to date returns

³ Bloomberg currency cross rates